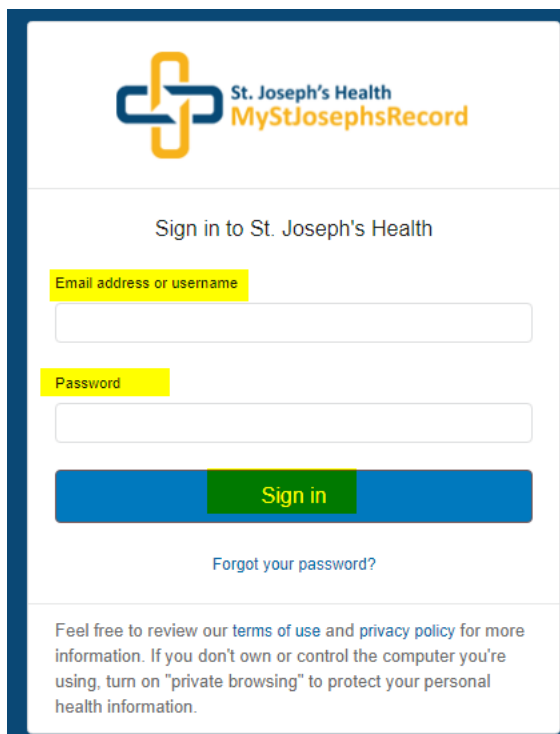


VIEWING AND PRINTING YOUR COVID-19 RESULTS & SMART VACCINE HEALTH CARD IN YOUR PATIENT PORTAL

1. Sign in to your patient portal @URL: <https://stjosephshealth.ighealth.com> or sign in from the **SJH** organization portal page @ <https://stjosephshealth.org/portal>. If you do not have a portal account follow the self-enrollment instructions located on the portal page or contact your physician's practice for assistance.



The screenshot shows the sign-in page for St. Joseph's Health MyStJosephsRecord. At the top left is the logo, which consists of a stylized cross in blue and orange, followed by the text "St. Joseph's Health" in blue and "MyStJosephsRecord" in orange. Below the logo, the text "Sign in to St. Joseph's Health" is centered. There are two input fields: the first is labeled "Email address or username" and the second is labeled "Password". Below these fields is a blue button with the text "Sign in" in white. Underneath the button is a link that says "Forgot your password?". At the bottom of the page, there is a disclaimer: "Feel free to review our terms of use and privacy policy for more information. If you don't own or control the computer you're using, turn on 'private browsing' to protect your personal health information."

- ✓ Enter your email address or username.
- ✓ Enter your password.
- ✓ Click Sign in, opens to portal home page.
- ✓ If you forgot your password, click on "forgot your password?" and complete steps to recover your password.

2. Access the Health Record > COVID-19 in the left navigation pane. The COVID CENTER page displays.

The screenshot shows the 'COVID Center' page in the MyStJosephsRecord system. The left navigation pane has 'COVID-19' selected. The main content area is divided into sections: 'COVID-19 Vaccine Verification' with a 'View Vaccine Verification' button; 'COVID-19 Immunizations' with two entries for Pfizer-BioNTech COVID-19 Vaccine; 'COVID-19 Laboratory Results' showing 'No information recorded'; and 'COVID-19 Reports' with a 'Download' button. A 'Print' button is in the top right corner. Callouts A through I point to various elements: A (Health Record), B (COVID-19 navigation), C (COVID CENTER page), D (Vaccine Verification button), E (Immunization entry), F (Laboratory Results), G (Download button), H (Vaccine Verification card), and I (Print button).

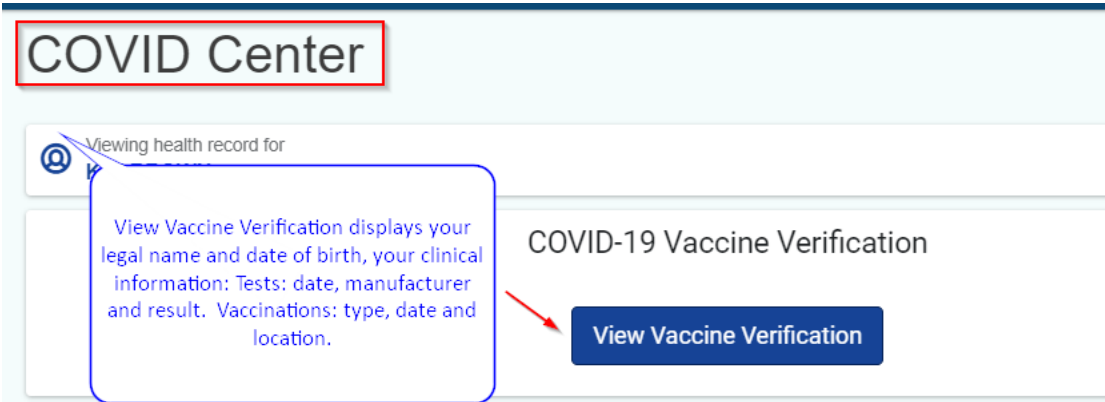
- A. From the left navigation pane access Health Record
- B. Select COVID-19 navigation
- C. COVID CENTER page is displayed
- D. View COVID-19 Immunizations
- E. View COVID-19 Laboratory Results
- F. View COVID-19 Reports
- G. Download COVID-19 Reports (print or save as .pdf file)
- H. View/Print **SMART** Vaccine Verification card (scan QR code or print card). To learn more about **SMART** vaccine card visit website <https://smarthealth.cards/>
- I. Print immunizations and results documents if both available *(print button displays top-right corner of page)

***Note:**

- ✓ To print documents from your desktop or laptop devices, select the print button displayed in top-right corner of page.
- ✓ To print from your **mobile device**, select the **title of the report** or select **Download** next to the preferred report. When the report opens, use the print function in your browser or reader.

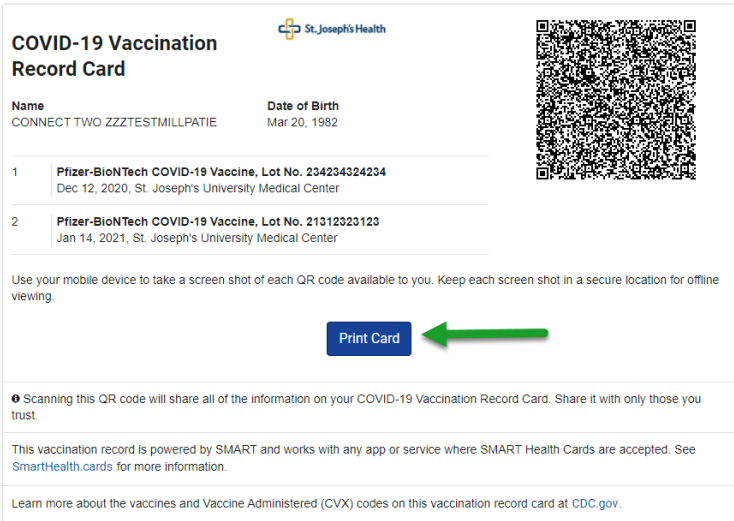
Viewing and Printing your VACCINE VERIFICATION (SMART Health Card)

- 3. Select View Vaccine Verification located on the COVID CENTER page in COVID-19 Vaccine Verification.



- 4. View vaccine verification card displayed from your PC/Laptop. Scan QR code or Print Card.

COVID-19 Vaccine Verification




View vaccine verification card displayed from your Mobile device. Scan QR code or follow *print instructions for mobile devices.

Done MyStJosephsRecord - COVID-19 Va...

Name	Date of Birth
CONNECT TWO ZZZTESTMILLPATIE	Mar 20, 1982

1 **Pfizer-BioNTech COVID-19**
Vaccine, Lot No. 234234324234
Dec 12, 2020, St. Joseph's University
Medical Center

2 **Pfizer-BioNTech COVID-19**
Vaccine, Lot No. 21312323123
Jan 14, 2021, St. Joseph's University
Medical Center



5. **SMART** Health card contains:

- ✓ Your legal name and date of birth
- ✓ Your clinical information
 - Tests: date, manufacturer, and result
 - Vaccinations: type, date, and location

SMART Health Card **does-not** contain:

- ✓ Your phone number
- ✓ Your address
- ✓ Your government-issued identifier
- ✓ Any other health information

To learn more about **SMART** vaccine card visit website <https://smarthealth.cards/>